

2002 Ford EXPLORER

Submodel: | Engine Type: V6 | Liters: 4.0
Fuel Delivery: FI | Fuel: GAS

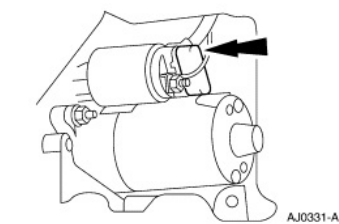
SECTION 303-06: Starting System 2002 Explorer/Mountaineer Workshop Manual
REMOVAL AND INSTALLATION [Procedure revision date: 09/26/2000](#)

Starter Motor — 4.0L

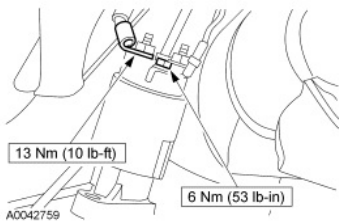
Removal and Installation

WARNING: When performing maintenance on the starting system be aware that heavy gauge leads are connected directly to the battery. Make sure protective caps are in place when maintenance is completed.

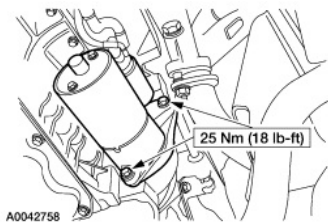
- 1. Disconnect the battery ground cable (14301).
- 2. Raise and support the vehicle. For additional information, refer to Section 100-02.
- 3. Remove the starter motor solenoid terminal cover.



- 4. Remove the nuts and disconnect the starter wires.



- 5. Remove the bolts and the starter motor (11002).



- 6. To install, reverse the removal procedure.